



Removal

1. Raise the vehicle, and make sure it is securely supported.

2. Remove the engine room side cover.

G 2.0 T-GDI THETA II (Refer to Engine Mechanical System - "Engine Room Under cover")


G 3.3 T-GDI LAMBDA II (Refer to Engine Mechanical System - "Engine Room Under cover")

3. Remove the front muffler stay (A).


Tightening torque:

29.4 - 39.2 N·m (3.0 - 4.0 kgf·m, 21.7 - 28.6 lb·ft)

[3.3 T-GDI LAMBDA II]




[2.0 T-GDI THETA II]



4. Remove the front propeller shaft (A).

Tightening torque:

49.0 - 68.6 N·m (5.0 - 7.0 kgf·m, 36.1 - 50.1 lb·ft)

**NOTICE**

- Mark the location and direction of bolt and washer before removing the propeller shaft.
- Installing the bolt and washer differently from the initial state can result in unbalanced propeller shaft causing abnormal vibration of propeller shaft at high speed.

5. Install in the reverse order of removal.